



CBD6S 200W and 300 W (SMPS) Data sheet

CBD6S 200W and 300 W (SMPS)

The DESKLINE® control box family CBD6S (SMPS) is an optimum choice for a wide range of desk applications. The CBD6S is perfect if you need a small and compact control box that requires a minimum of space when mounted. The CBD6S lifts the line of intelligent DESKLINE control boxes to a new level. While keeping the advantages from earlier generations it adds so much more. It is the most compact and lightweight control box in the DESKLINE series. It keeps the same width as DESKLINE columns with motor housings ensuring that it fits into a desktop frame, and it is only 38 mm high. From a design perspective, the control box is more intuitive. It has plugs for connection of the legs in each end of the box and it is equipped with cable grooves at the bottom making it easy to lead and hide motor cables from one side of the desk to the other. Furthermore, the plugs are white so they are easy recognised under the desk.

The CBD6S is available in 2 main versions, a 2-channel version (200W) and a 2, 3 or 4-channel version with more effect (300W). The CBD6S 300W is a universal control box meaning that it works worldwide, just add the required mains cable. The control boxes CBD6S are compatible with the entire DESKLINE product programme of columns and desk panels as standard. The control box ensures smooth drive of the desk and soft start and stop of the connected columns. Further features are

autodetection of the type of leg connected and detection of the number of legs, making the CBD6S very intuitive to use in a desk design.

From an environmental view, the CBD6S is a good choice as the CBD6S has extremely low power consumption in standby mode: only 0.1W and the CBD6S control box is PVC-Free™, which is state-of-the-art.



CBD6S 200W features:

- The CBD6S can be connected to 1 or 2 DESKLINE® actuators / columns
- Mains voltage 230V AC, 50Hz, or 120V AC, 60Hz
- Ultra compact only 210 mm length
- Lightweight control box with a weight of approx. 400 g only

CBD6S 300W features:

- The CBD6S can be connected to 1, 2, 3 or 4 DESKLINE® actuators / columns
- Mains voltage 100 - 240V AC, 50Hz - 60Hz (universal)
- Ultra compact only 265 mm length
- Lightweight control box with a weight of approx. 500 g only

Common features for the CBD6S (200W and 300W):

- Ultra low height 38 mm
- Compact high-power SMPS (Switch Mode Power Supply)
- Colour: black
- Protection against overload (EOP), by individual current limitation
- The control box is designed with a soft start/stop function

- Auto detection of the number of units connected
- Auto detection of the leg/unit type connected
- Cable grooves at the bottom to optimise cable management when mounted on a desk
- White plugs for easy recognition when mounting/dismounting
- PVC-Free™ as standard
- The power consumption in standby mode is only 0.1W, this is what we call ZERO™
- Exchangeable standard mains cable

Options:

- Anti-Collision™ (only for 3-stage columns)
- Multi-parallel software is available for both versions
- Compatible with the battery box BA001 (from CBD6S with sw 1.37 and later)
- The CBD6S is standard with multi-parallel software (from sw 1.37 and later).
- Compatible with the CBDSLS

continue

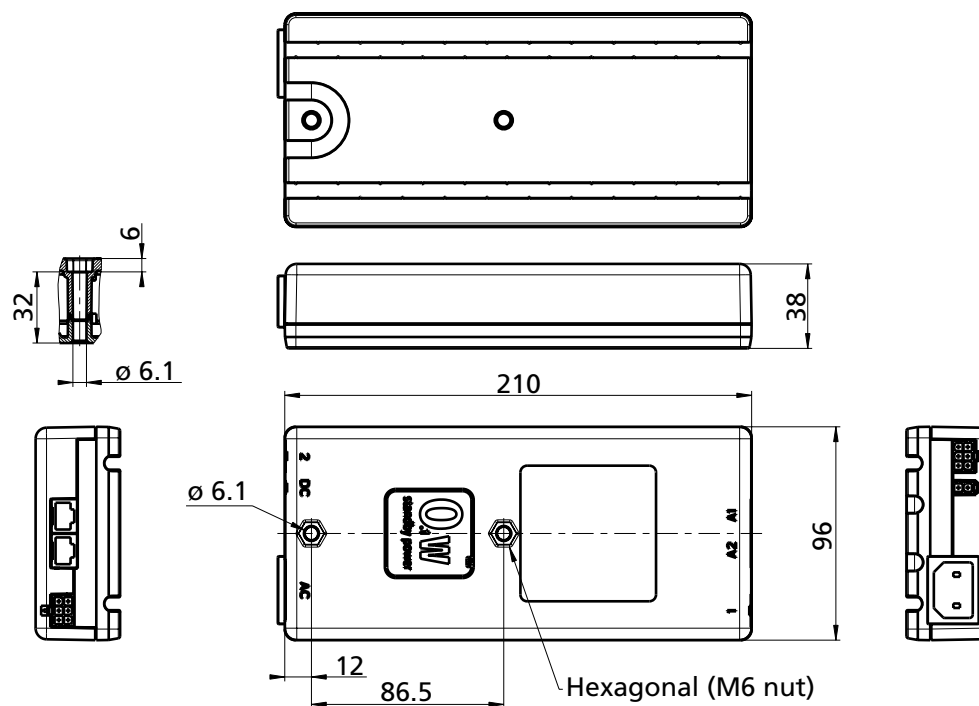
Usage:

- Duty cycle max. 10 % ~ 6 min. per hour or 2 min. at continuous use at full load
- The control box is compatible with all DESKLINE® columns, built-in actuators and DESKLINE® controls.
- Please note the LA23, LA31, DL1A, DL2 and DL61 1200 N without PIEZO™ and BL1 require a special configuration (use the CBD6S configurator)
- The CBD6S 200W (230V) is approved in accordance with EN 60335-1, EN 13849-1 and UL 962
- The CBD6S 200W (120V) is approved in accordance with UL 962
- The CBD6S 300W is approved in accordance with EN 60335-1, EN 13849-1 and UL 962

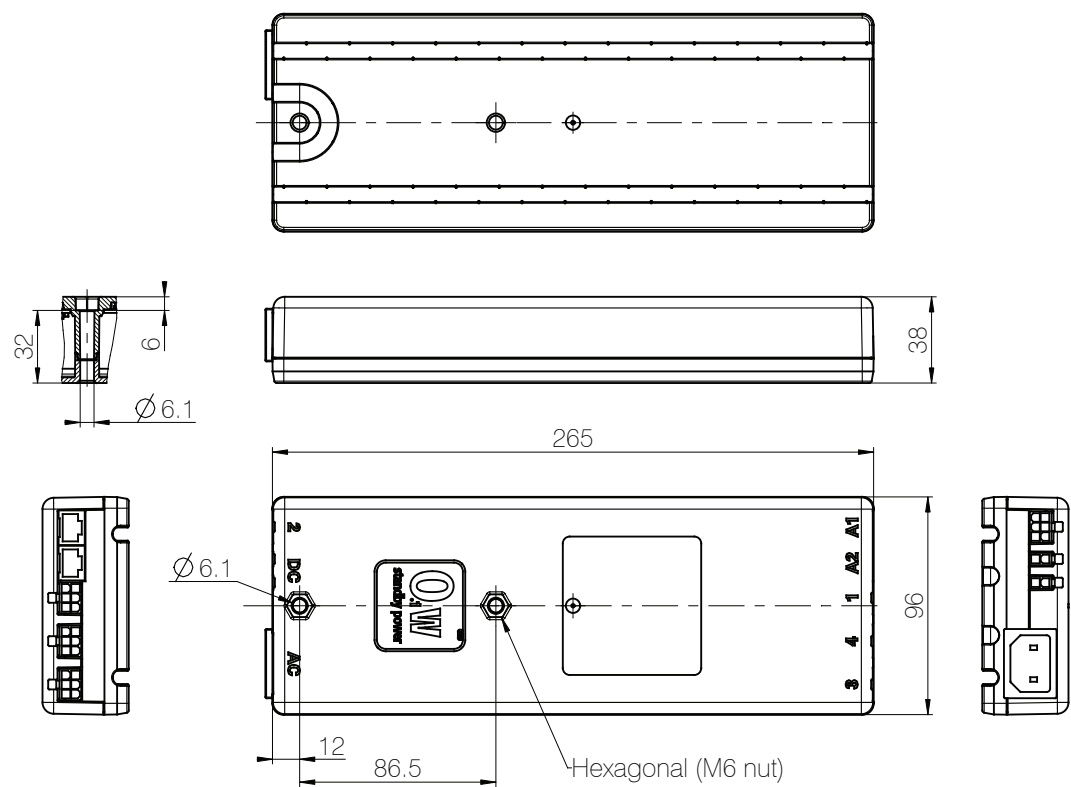
Note:

230 V version	Covers the European and the Australian markets
120 V version	Covers the US and Japanese markets
Universal	Means that the 300 W control box is generic and can be used worldwide

CBD6S (200 W) dimensions:



CBD6S (300 W) dimensions:



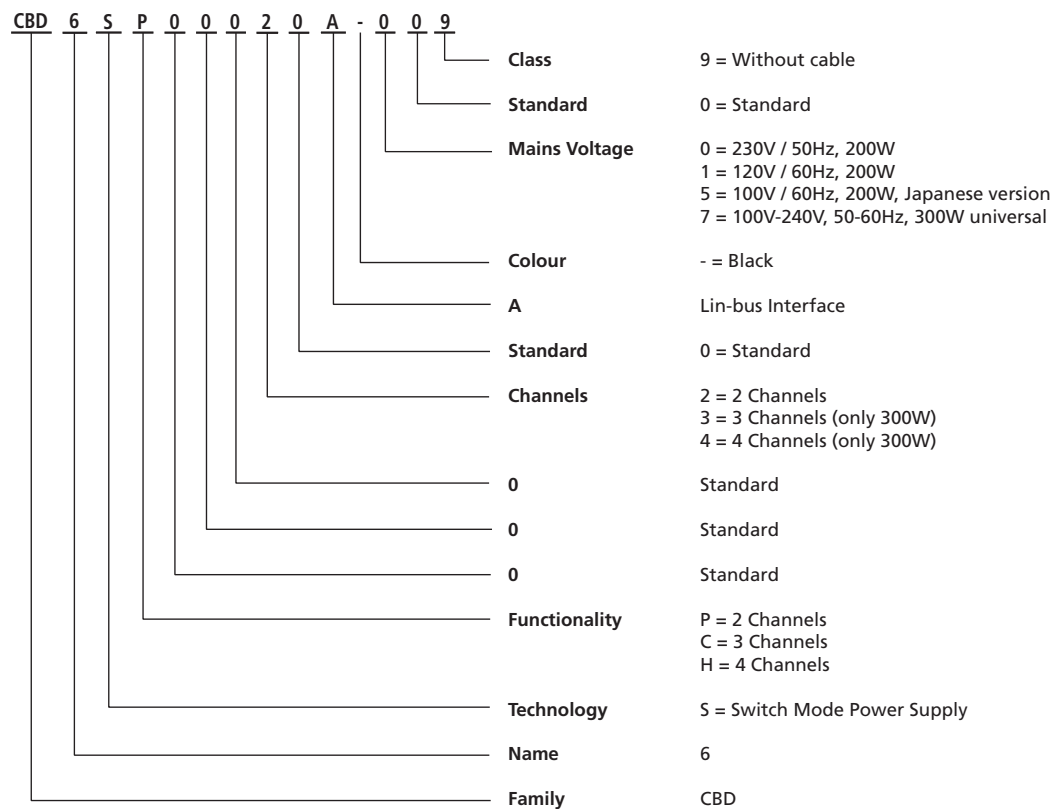
Note:
Channel 1 is on the same side as the Desk Control ports (A1/A2) on the drawing

Possible combinations with auto detection:

	No. of channels	Single*	2 parallel	3 parallel	4 parallel
CBD6S (200 W)	2	X	X		
CBD6S (300 W)	2-4	X	X	X	X

* Single means that you plug in only one DL/DB in channel 1. This CBD feature is a very good tool for troubleshooting where you can check every leg in a parallel system.
Also, 2 single channels can be operated with a special configuration of the CBD6S (SMPS) and a 2-channel control.

CBD6S
Ordering example:



All cables for creating a fully connected DESKLINE system must be ordered separately. We offer a range of different versions and lengths. For more information as ordering number, colour and length of the cables, please contact your local LINAK.

Terms of use

The user is responsible for determining the suitability of LINAK products for specific application. LINAK takes great care in providing accurate and up-to-date information on its products.

However, due to continuous development in order to improve its products, LINAK products are subject to frequent modifications and changes without prior notice. Therefore, LINAK cannot guarantee the correct and actual status of said information on its products.

While LINAK uses its best efforts to fulfil orders, LINAK cannot, for the same reasons as mentioned above, guarantee the availability of any particular product. Therefore, LINAK reserves the right to discontinue the sale of any product displayed on its website or listed in its catalogues or other written material drawn up by LINAK.

All sales are subject to the Standard Terms of Sale and Delivery for LINAK. For a copy thereof, please contact LINAK.