



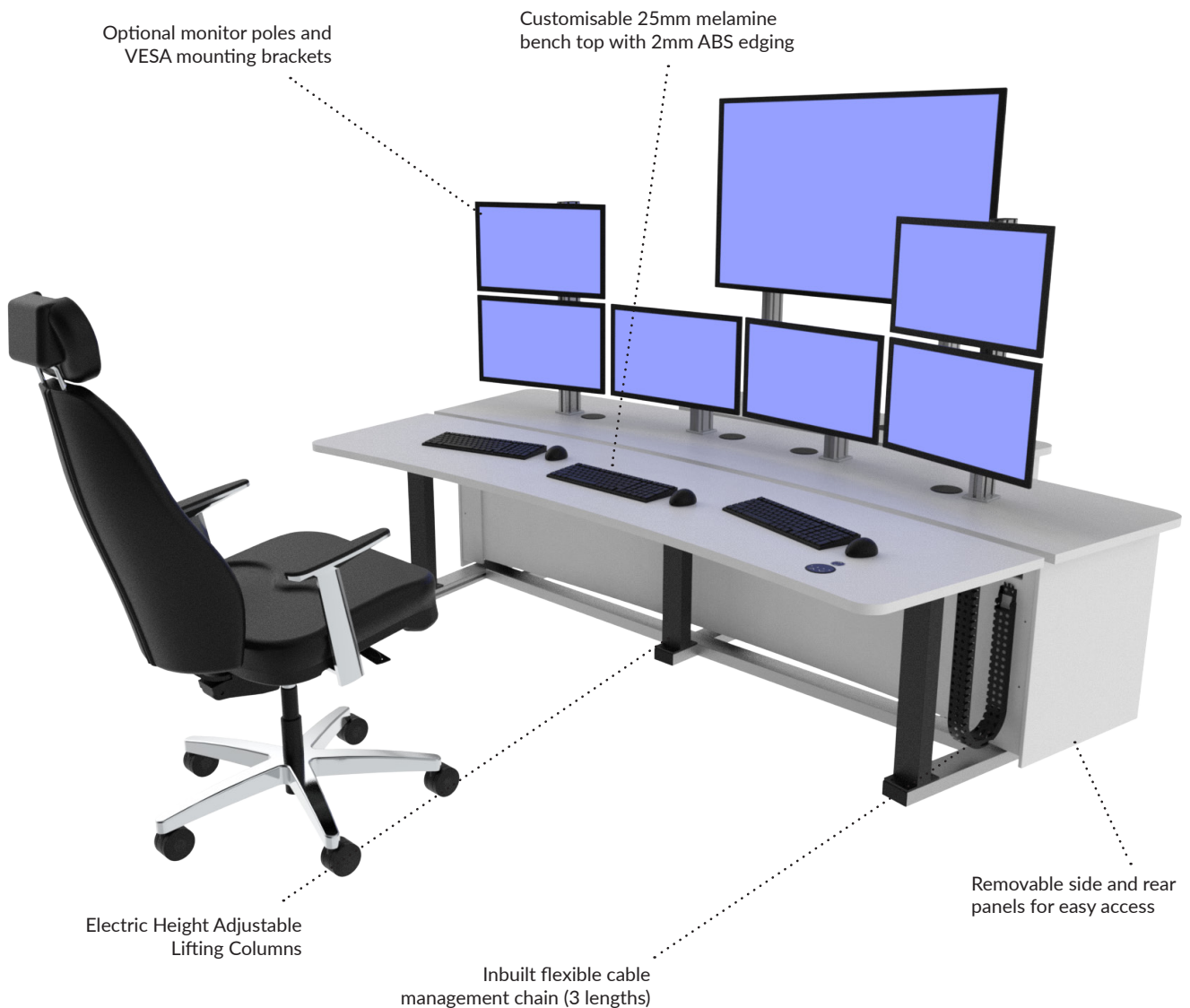
ULTIMATE 3L SERIES

Three levels, hanging storage, independent adjustment, inbuilt cable management and generous power/data layouts. Built for expansive monitor layouts, the Ultimate 3L gives you everything you need in a simple, elegant solution.

Featuring heavy duty electric lifting columns, dual embedded control switches, 3 programmable memory settings and remote control 3rd level, this console ensures that it can handle whatever your hardware & layout requirements are.

2217 (straight version)	2217 C (curved version)	2417 (straight version)	2417 C (curved version)	2617 (straight version)	2617 C (curved version)
2200x1700		2400x1700		2600x1700	

Custom Sizes Available On Request

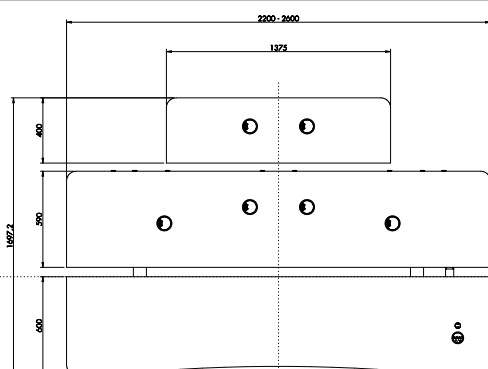


Common Monitor Configurations

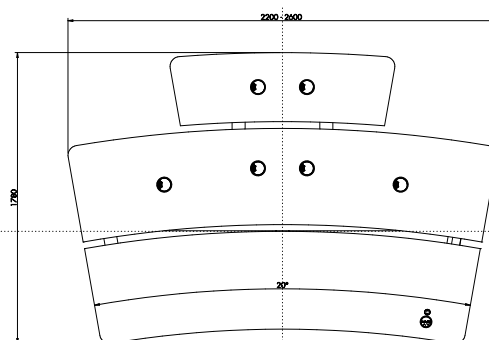




QUICK SPECS



Ultimate 3L



Ultimate 3L C



Triple Level



1275
625



Raised Storage



5x CPUs



Min 20x GPOs

Adjustment Type:
Widths available:
Lifting capacity:

Electric
2200, 2400, 2600
120kg

PC Holder Type:
PC Holders:
Max. PC Size:

Rear Mount
3
410x260x425 (WxDxH)